

PayPal Giving Fund Overview

PayPal Giving Fund helps people support their favourite charities online and helps charities raise funds through PayPal, eBay and other technology platforms. PayPal Giving Fund is a UK Registered Charity (No. 1110538).

<https://youtu.be/IfL2GyvHLRk> -- Helpful YouTube video explaining how we work.

PPGF Enrolment

How does my charity enrol with PayPal Giving Fund? FAQ can be found [here](#).

1. Before you can enrol with PayPal Giving Fund, your charity needs to have a PayPal business account. [Sign up for a PayPal Business account](#).
2. Then you need to confirm that your PayPal account belongs to a charity. Log in to your PayPal account, select 'Profile' from the menu at the top of the page, select 'Business Set-up', then select the 'Account' set-up tab and choose 'Confirm' your charity status.
3. Once your charity status has been confirmed, you can log in to your PayPal account to complete the on-screen instructions to link your account to PayPal Giving Fund.

First, a charity should choose a primary account holder, who must be authorised to manage the charity's PayPal account. The primary account holder should complete PayPal's registration and charity confirmation process.

We recommend using a non-personal email address when signing up, using an 'info@ address' enables a charity to always have access to your account rather than a sole individual.

ENROLMENT CHECKLIST

We recommend collecting all the below information before beginning the enrolment process.

Account Holder Details

- Email Address (primary log in)
- Job Title
- Date of Birth
- Home Address

Charity Details

- Registered Charity Name
- Charity Number or OSCR number
- Company Registration Number
- if you do not have this CRN please enter your charity number ending with a 0
- Registered charity address
- Website URL
- Date charity was established
- Anticipated monthly donations

*This can be a rough estimate of donations your charity currently receives each month

- Letter of Authorisation
 - *a downloadable template is available as you go through the charity confirmation flow
- Company Letterhead

Trustee/s Details required

- First and Last Name
- Date of Birth
- Nationality
- Home Address

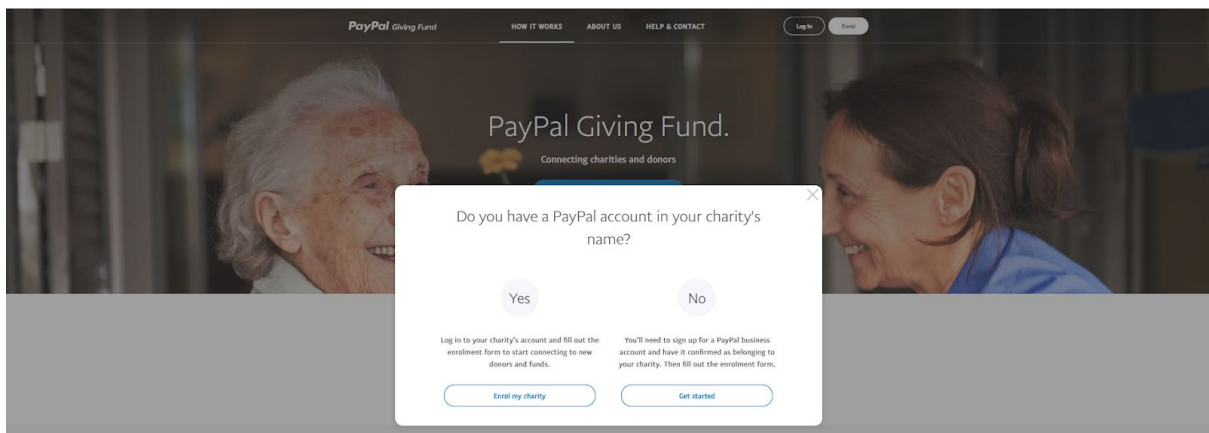
Charity Bank Account Information

- Account Number
- Sort Code
- OR a Debit/Credit Card

PayPal Giving Fund Enrollment Form

- Charity Description
- Logo *must be 512kb or less
- Call to Action
- Primary Contact Information

Screenshots showing key areas of PayPal Confirmed charity process and the PPGF enrollment form.





- Get started
- Business information
- Account linked to information

Sign up for a business account

Create a login

Tell us about your business

Receive news and offers from PayPal by email. You can change your communication preferences in your PayPal account at any time. More information

I have read, consent and agree to PayPal's User Agreements and Privacy Policy (including the processing and storage of my personal data), and I am at least 18 years old. Please read the [Key Payment and Service Information](#).

Agree and Continue



Please tell us about your business

We'll confirm your information to help keep your account more secure.

Business contact

Business information

The trading name is the same as the company name

Business phone number

Business address

Describe your business

Business type
Net-for-profit organisation

This not-for-profit organisation is a registered charity.


Product or service keywords

Business URL (if applicable)

Country or region of formation or incorporation
United Kingdom

Credit card statement name
PAYPAL X

Continue



Set up an account for your charitable organisation

First, create your account by filling out some standard account information, including:

- Charity number
- Country of primary operations
- Anticipated monthly donations
- Account holder personal information
- Organisation website information


After you've created your account, you'll need to complete the following to start accepting donations with our charity processing rate:

- Confirm your identity
- Provide a letter of authorization
- List of board of directors
- Confirm your bank account or credit card

Continue

Go back





Tell us about your organisation

Do you want your supporters and donors to see this name?

Regulatory body

Registration number

Your registered office

Country of primary residence

Country of legal residence or incorporation

Estimated monthly donations

Website URL

[Next](#)

Organisation income and tax details

To comply with tax laws, we're required to ask our customers specific questions about their organisations. Learn more

In 2019, did your organisation have 50% or more of its gross income from dividends, interest, rents, royalties or similar sources?

Yes No

[Continue](#)

Provide leadership information

You'll need to provide the details of the senior managing official(s) responsible for making key executive decisions for the organisation. You'll need to list at least one director.

Nicholas Adiga, the account holder, is an organisation leader.

[Add another organisation leader](#)

[Submit](#)

Provide leadership information

First name

Last name

Nationality

Date of birth

Day Month Year

Ownership percentage

Home address

Country/region
United Kingdom

Address line 1

Address line 2

Town/City

County

Postcode

[Save](#)

Almost done...

Thanks for providing all the required information. Before you can start accepting donations with our charity processing rate, you'll need to:

- 1 Confirm your identity
- 2 Provide a letter of authorization
- 3 [View and download letter of authorization template](#)
- 4 List your organization's board of directors
- 5 Confirm your bank account or credit card information

[Add Bank Account](#)
Finish later



To use all of PayPal's features, please confirm your identity

Providing this information helps us keep the PayPal community safer as well as comply with government regulations.



You'll need to confirm or provide your identity



Usually, we can confirm everything instantly



Sometimes, you'll be asked to provide additional information

[Get Started](#)

Home Activity Pay & Get paid Marketing for growth Financing App Centre

Personal

- Confirm identity
- Personal details
- Letter of authorisation

Business

- Business contact information
- Additional business information
- Add beneficial owners
- Add company directors

Beneficial owner information

- Add Owner

Account

- Confirm bank account or card

Letter of Authorisation

You'll have to upload a letter of authorisation signed by an authorised legal representative (MANAGING DIRECTOR, CEO, OWNER, ETC.). This will give the account holder and operators the right to act on behalf of the business.

- Download, print and complete**
To act on behalf of the business, you'll need a signed letter of authorisation from one of its legal representatives. Print and complete the letter of authorisation form on a business letter head.
- Please scan and upload your signed letter of authorisation**
Please confirm the following:
 - All fields are complete and accurate
 - Document has been signed by legal representative
 - Business letterhead appears on letter of authorisation

Drag and drop a file

Make sure your files:

- Are legible and the most current version
- Include the name used on your PayPal account
- Don't exceed a total size of 10MB
- Are in JPG, GIF, PNG, or PDF format

Next

Help Contact Fees Security About Developments Privacy

Copyright © 1999-2020 PayPal. All rights reserved. | Privacy | Help | Help updates

Home Activity Pay & Get paid Marketing for growth Financing App Centre

Personal

- Confirm identity
- Personal details
- Letter of authorisation

Business

- Business contact information
- Additional business information
- Add beneficial owners
- Add company directors

Beneficial owner information

- Add Owner

Account

- Confirm bank account or card

Business contact information

Business name
PayPal Giving Fund UK

Company registration number

Business address

Next

Help Contact Fees Security About Developments Privacy

Copyright © 1999-2020 PayPal. All rights reserved. | Privacy | Help | Help updates

Home Activity Pay & Get paid Marketing for growth Financing App Centre

Personal

- Confirm identity
- Personal details
- Letter of authorisation

Business

- Business contact information
- Proof of business registration
- Additional business information
- Add beneficial owners
- Add company directors

Beneficial owner information

- Add Owner

Account

- Confirm bank account or card

Proof of business registration

We're having trouble confirming the information for **PayPal Giving Fund UK**. Please provide one of the documents mentioned below to keep your account active.

Business name

What is your business type?
Not-for-profit organisation

Company registration number

Business address

Document type

Drag and drop a file

Make sure your files:

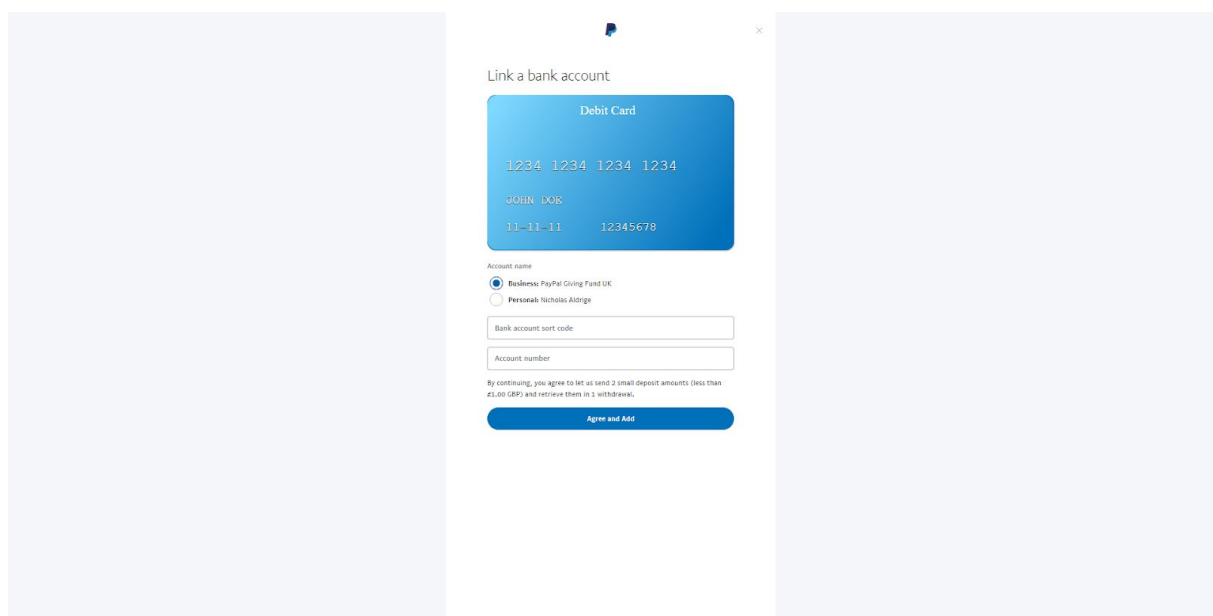
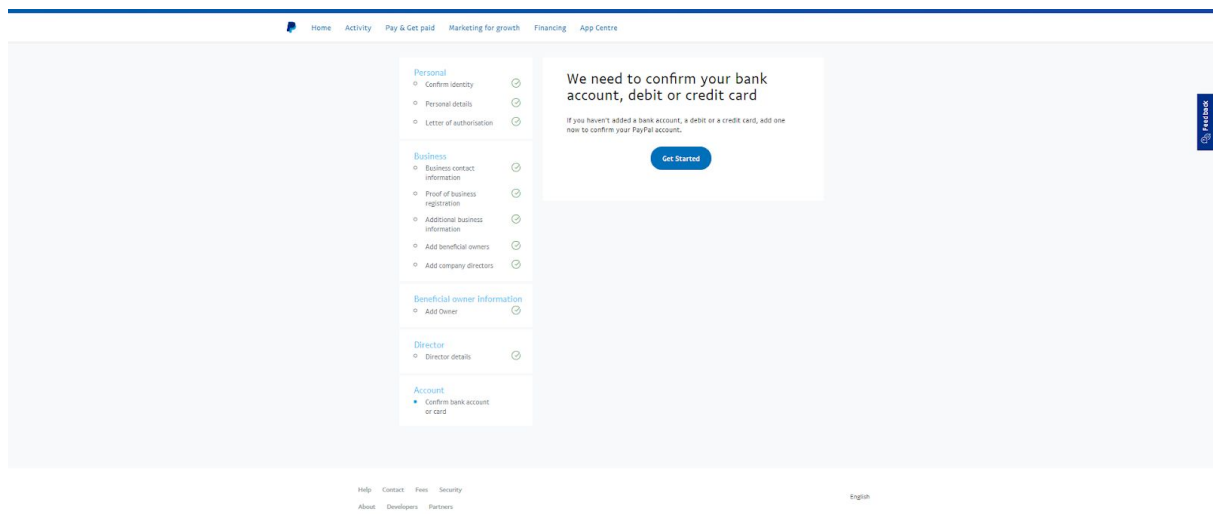
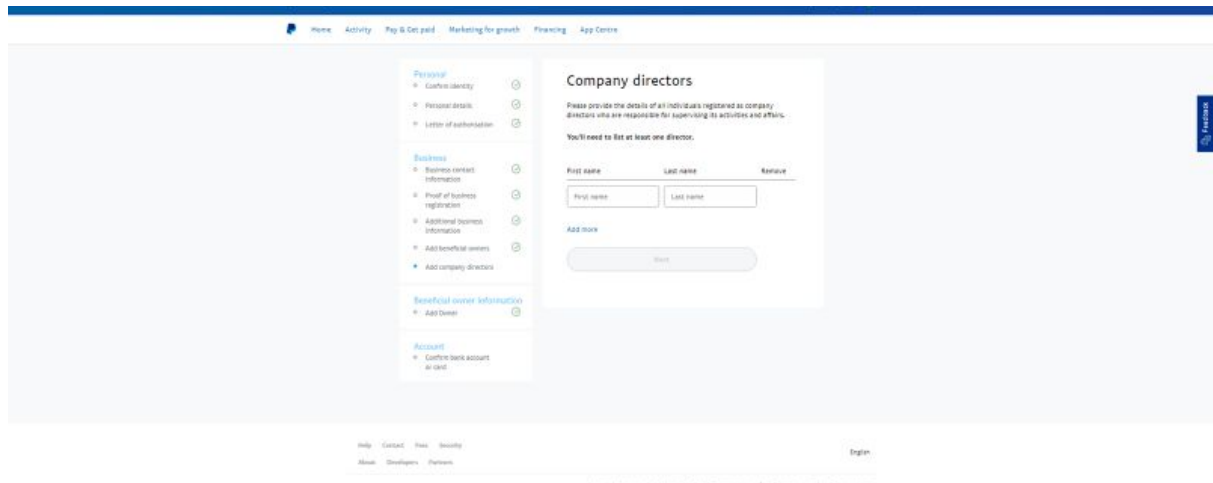
- Are legible and the most current version
- Include the name used on your PayPal account
- Don't exceed a total size of 10MB
- Are in JPG, GIF, PNG, or PDF format

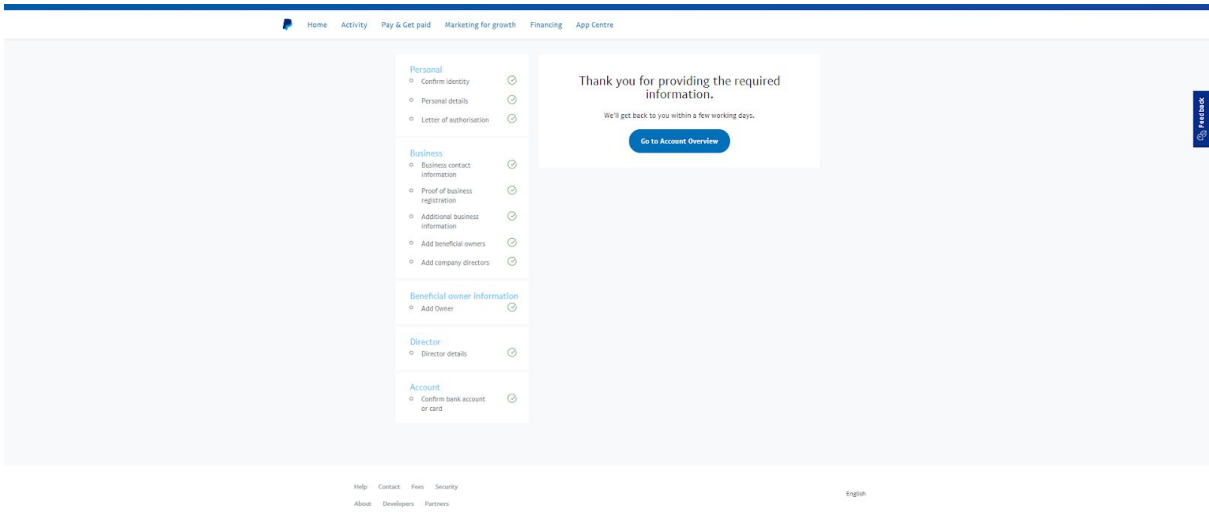
Next

Help Contact Fees Security About Developments Privacy

Copyright © 1999-2020 PayPal. All rights reserved. | Privacy | Help | Help updates

(Adding trustees)





PPGF Enrollment Form – a charity needs to complete the form once confirmed as a charity with PayPal to enrol with PayPal Giving Fund (as per the onboarding steps on page 1).

Enrol in PayPal Giving Fund

Tell us about your charity

Description of the good work you do

Upload Your Logo

Choose a file

Your fundraising call to action

Create a call to action that explains why someone should donate to your organisation.

Set your charity cause area

Donors search categories to find charities. Add a primary category and optional secondary categories for your charity.

Primary category

Select cause area

Secondary cause areas of work (optional)

Select cause area

Select cause area

Keywords

Add keywords to help surface your charity in search results.

Keywords

Separate keywords with commas.

Enter your contact information

First name

Last name

Job title (optional)

Phone number

Email address

Re-enter email address

Emails from PayPal Giving Fund will be sent to this address.

Email preferences

I'd like to receive PayPal Giving Fund updates

Email me when a new eBay listing benefits my organisation.

By clicking Agree and Continue, I agree to PayPal Giving Fund [Terms and Conditions](#).

Agree and Continue

How to utilise the PayPal Giving Fund dashboard (Charities)

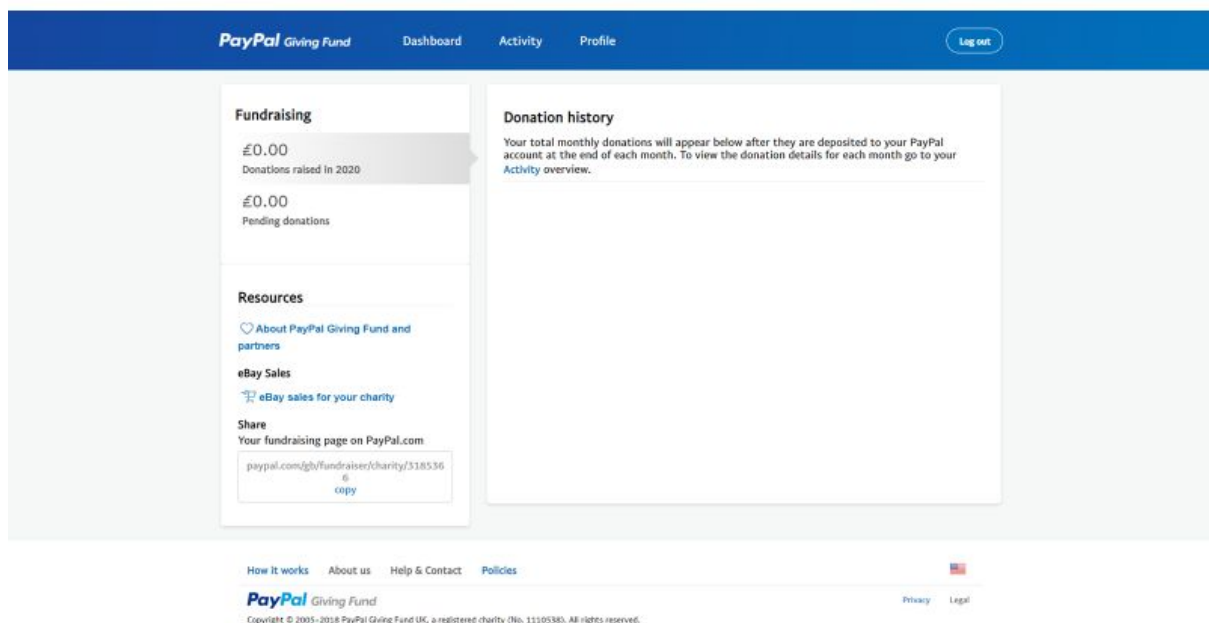
Profile Tab - This tab allows you to update your charity profile and contact details. You can also opt in to receive marketing from PayPal Giving Fund and our partners on this page.

Dashboard Tab - This tab allows you to view total monthly donations after they have been granted to your charity by PayPal Giving Fund. These payments are broken down by each monthly payout. You can click each month to view which programmes your charity has benefited from and how much was raised.

This tab also includes a feature that shows total donations raised for the current year. Charities can also view currently pending donations, featured below the total donations raised in the current year. By clicking the pending donations amount, you can view the individual donations that will be granted in the next scheduled payout.

Activity Tab – This tab shows paid donations and allows your charity to view the donation details for each individual donation in more detail. You can download a CSV file of the latest payout your charity has received where you can view the date of the donation, donor name (if the donor has opted in to share this), email address, amount donated and through which partner programme and campaign details.

Once enrolled charities also get access to a PPGF Dashboard where they can view donations made via all our partner programmes in more detail.



When and how will my charity get paid?

We distribute donations to charities at the end of each month, by depositing a single payment into each charity's PayPal account. Donations received up to the 15th of the current month are distributed at the end of the current month. We accumulate funds over the month to help reduce charities' donation administrative costs. It also means we can account for any donor-reclaimed refunds and eliminates the need for charities to manage refunds or chargebacks directly with the donors.

We file for Gift Aid with HM Revenue & Customs (HMRC) after delivering the original donation to the charity. Occasionally, due to HMRC backlogs, there may be a delay in receiving Gift Aid. Typically, we pass on Gift Aid the month after we pass on the original donation. We pass on to the charity all Gift Aid, without deduction.

PPGF FAQ's and contact routing can be found [here](#).